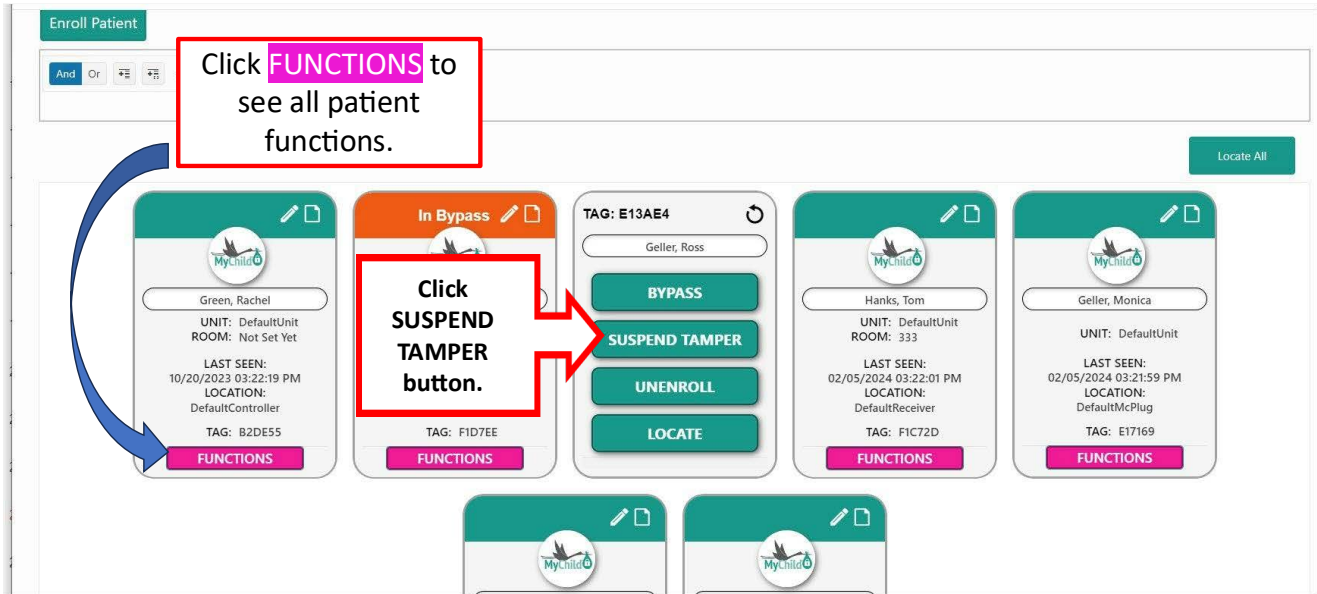
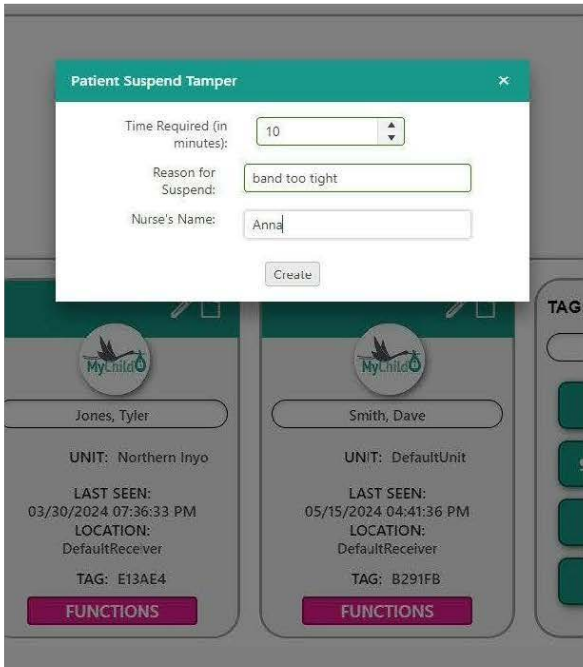


Suspend Tamper Alarms: MyChild provides a suspend tamper function which allows you to remove a cut-band or sensing tag temporarily without setting off alarms. When you put a patient into SUSPEND TAMPER mode, the patient status changes from “Active” to “Tamper Suspended.”

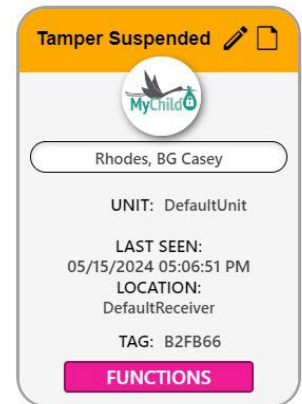


This window pops up after clicking the SUSPEND TAMPER button. Fill out all fields and click “Create.”



After entering suspend tamper details, click create to start the timer.

The patient’s status changes to Tamper Suspended.



When the time allotted for the suspend tamper is almost expired, a “SUSPEND TAMPER EXPIRING” alarm is triggered. When the timer reaches zero, a “SUSPEND TAMPER EXPIRED” alarm is triggered. All suspend tamper alarms allow you to edit the suspend tamper. Changes can also be made on the patient card.

When you click Complete to complete a Suspend Tamper you are acknowledging that the tag is back on the patient.

Alarm Name	Level	Alarm Description	Setting Configurable?	Accepting Alarm
SUSPEND TAMPER STARTED	1	This alarm notifies you that a patient has been put into Suspend Tamper Mode and that the Suspend Tamper timer has started. The patient status changes from “Active” to “Tamper Suspended.”	No	This alarm is indicated by a pop-up notification that disappears after 30 seconds unless you click “View Alarm.” Once there, to accept this alarm, click “Accept.”
SUSPEND TAMPER EXPIRING	1	This alarm appears five minutes before the suspend tamper allotted time is due to expire. At this point you can edit the tamper suspend to add time or complete the tamper suspend.	You may select how many minutes before the timer reaches zero to raise this alarm.	This alarm is indicated by a pop-up notification that disappears after 30 seconds unless you click “View Alarm.” This alarm stays on your screen until the time runs out unless you click “Complete” or “Edit.” If you complete, you are ending the suspend tamper and the patient status returns to “Active.”
SUSPEND TAMPER EXPIRED	3	This alarm appears when the allotted time for the suspend tamper has expired.	No	To accept this alarm, click "Complete" and then annotate.