

StaffWatch6 - Clinical

- [Staff Functions](#)
 - [How To: Enroll a Staff member](#)
 - [How To: Unenroll a Staff member](#)
 - [How To: Locate Staff](#)
- [How To Use Tags](#)
 - [How To: Check a Tag's Battery](#)
- [Alarms](#)
 - [Staff Member in Duress Alarm](#)
- [About StaffWatch](#)
 - [StaffWatch One-Sheet](#)

Staff Functions

How To: Enroll a Staff member

STAFF WATCH

Home **Staff** Help ▾ Logout

Click Staff Tab

Tag Summary

| Status | Count |
|------------------------|-------|
| Assigned | 9 |
| Unassigned | 15 |
| Assigned Low-Battery | 3 |
| Unassigned Low-Battery | 15 |
| Total Low-Battery | 18 |

To purchase tags [Click Here](#) Total Seen: 48

Assigned Tag Count by Department

| Department | Count |
|----------------------|-------|
| Biomed | 3 |
| Emergency Department | 0 |
| Labor and Delivery | 9 |

Total Assigned: 5

UNACCEPTED ALARMS

Staff Member in D

CONTACT US

For Tech Support, [Click Here](#)
For Tags and Other Consumables, [Click Here](#)
For Training, [Click Here](#)
For Customer Service, [Click Here](#)

Additional Offerings

RTLS Offerings
[Extended Warranty](#)
[Maintenance/Prev](#)
[Maintenance/Annu](#)
For more informat

staging.mychildcloud.com:7270/Staff/Directory/

© 2022 - McRoberts Technologies | build version: 8144



STAFF
WATCH

Home

Staff

Tags

Map ▾

Reports ▾

Admin ▾

Help ▾

Logout

Staff Directory



STAFF
WATCH

To assign a tag to
a staff member,
click here

Olt, Jackie

UNIT: Behavioral Unit
TAG: A19BDC

FUNCTIONS ↻



STAFF
WATCH

Olt, Alex

UNIT: Behavioral Unit
TAG: A1DD03

FUNCTIONS ↻



STAFF
WATCH

Home

Staff

Tags

Map ▾

Reports ▾

Admin ▾

Help ▾

Logout

Staff Directory



STAFF
WATCH



STAFF
WATCH

Olt, Jackie

UNIT: Behavioral Unit
TAG: A19BD

FUNCTIONS ↻

Enroll Staff

First Name

Middle Name

Last Name

Department

Please select a unit ▾

Tag

Please select a tag ▾


Floor


Please select a floor ▾

Enroll


How To: Unenroll a Staff member

Staff Directory



STAFF
WATCH




Olt, Alex
UNIT: Behavioral Unit
TAG: A1DD03
FUNCTIONS ↻




Kim, Hyemi
UNIT: Behavioral Un
TAG: A1984




Staff Directory



STAFF



Olt, Alex
UNENROLL
LOCATE



Kim, Hyemi
UNIT: Behavioral Un
TAG: A1984





STAFF
WATCH

Home

Staff

Tags

Map ▾

Reports ▾

Admin ▾

Help ▾

Logout

Staff Directory

+

NEW

STAFF
WATCH

NO PHOTO

Olt , Alex

UNENROLL

LOCATE

Unenroll Staff

Are you sure you want to unenroll this staff member?

Cancel

OK

UNIT: Behavioral Unit

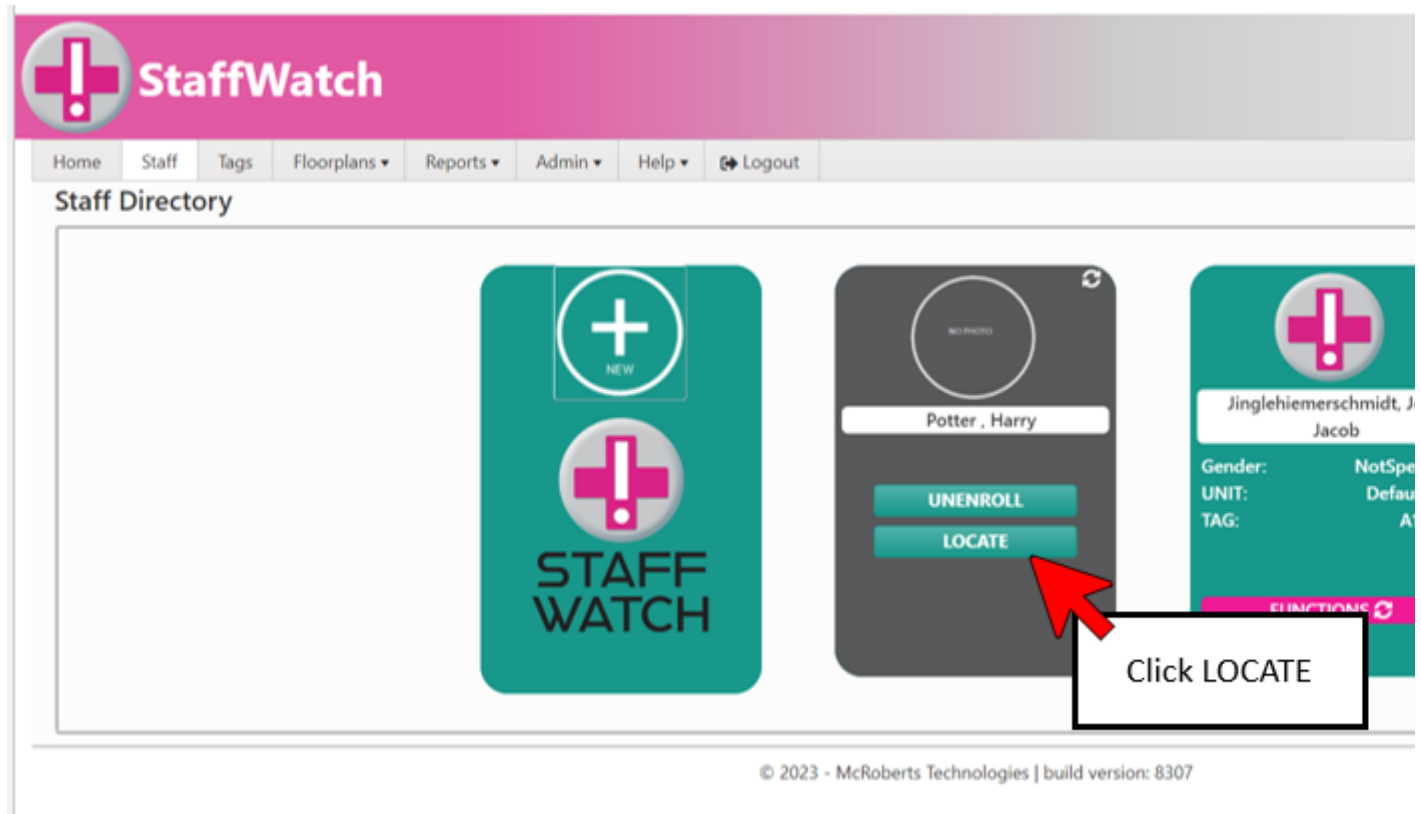
TAG: A1984

FUNCTIONS

How To: Locate Staff

First, Navigate to the Staff page.

Then, click Functions to flip the card.



How To Use Tags

How To: Check a Tag's Battery

Alarms

Staff Member in Duress Alarm

The screenshot displays the 'STAFF WATCH' application interface. At the top, there is a navigation bar with links: Home, Staff, Tags, Map, Reports, Admin, Help, and Logout. The main content area is titled 'BEHAVIORAL UNIT' and features a map of the hospital unit. A red-bordered pop-up window titled 'STAFF MEMBER IN DURESS' is overlaid on the map. This window contains the following information:

- Device Name:** West Hall Near Rm 210
- Staff Name:** Olt, Alex
- Tag Number:** A1DD03
- Time of Alarm:** 04/20/2022 13:34:39

Below the information, there is a green 'ACCEPT' button and a speaker icon. A black arrow points to the 'ACCEPT' button. A white callout box with a black border contains the text: 'Click ACCEPT to acknowledge and clear the alarm.'

At the bottom of the interface, there is a footer: '© 2022 - McRoberts Technologies | build version: 8144'.



STAFF
WATCH

Home

Staff

Tags

Map ▾

Reports ▾

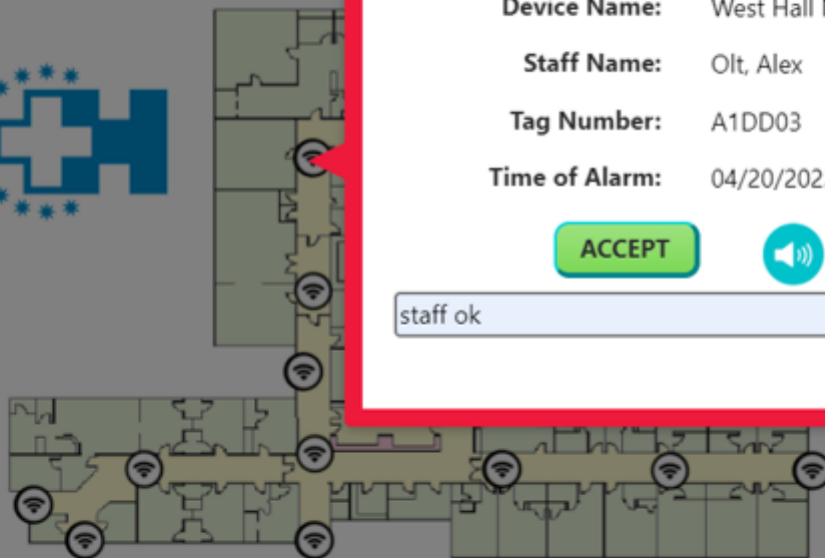
Admin ▾

Help ▾

Logout

BEHAVIORAL UNIT

McRoberts
HOSPITAL



Behavioral Unit

STAFF MEMBER IN DURESS

Device Name: West Hall Near Rm 210

Staff Name: Olt, Alex

Tag Number: A1DD03

Time of Alarm: 04/20/2022 13:34:39

ACCEPT



staff ok



About StaffWatch

About StaffWatch

StaffWatch One-Sheet



STAFF WATCH

StaffWatch is an electronic panic button system for healthcare workers

FOR MORE INFORMATION CALL 1-800-776-732

OR EMAIL SALES@MCROBERTSTECH.CO

StaffWatch® AT-A-GLANCE

- Staff members wear small, lightweight tags with panic buttons.
- Tags auto-enroll when in proximity to a receiver.
- Tag assignment to staff member is done through StaffWatch software user interface.
- When the panic button is pressed, a panic alarm is sent from the tag to the receivers via RFID and from the receivers to the server over any standard Wi-Fi network.
- Tags emit a TLM (Tag Locating Message) every 16 seconds to ensure active supervision.
- The StaffWatch server can be either cloud-based or locally-hosted.
- The panic alarm shows its location on the floor plan in the StaffWatch software application and it can be automatically sent via email or SMS to first responders.
- Locate Tag and Locate All are functions in the StaffWatch software.
- StaffWatch is cost-effective due to the low-cost, plug-in, McRoberts Wireless Receivers that create the McRoberts RTLS architecture.
- McRoberts Technologies provides installation and training and 24/7/365 technical support, including proactive remote monitoring, for life.



McRoberts
TECHNOLOGIES

**WOMEN
OWNED**

